


Heart

Pattern 1 of 10 | Very easy | About 20 minutes

Print this page, place beads on a square pegboard, then fuse with ironing paper.



Color list

Red: 52

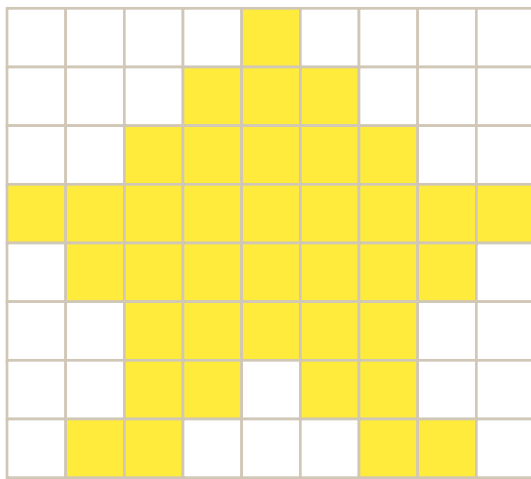
Made with BeadSnap - Free photo to bead pattern maker

Need more printable patterns? Visit <https://beadsnap.app/free-patterns.html>

Star

Pattern 2 of 10 | Very easy | About 25 minutes

Print this page, place beads on a square pegboard, then fuse with ironing paper.



Color list

Yellow: 38


Made with BeadSnap - Free photo to bead pattern maker

Need more printable patterns? Visit <https://beadsnap.app/free-patterns.html>

Rainbow

Pattern 3 of 10 | Easy | About 30 minutes

Print this page, place beads on a square pegboard, then fuse with ironing paper.



Color list

Blue: 12

Green: 10

Orange: 10

Red: 10

Yellow: 10

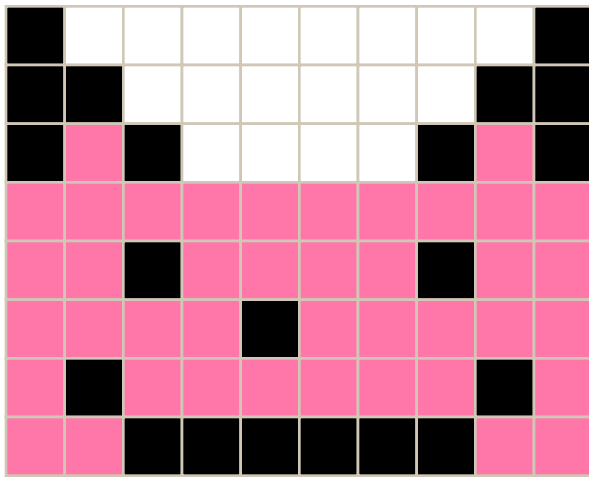
Made with BeadSnap - Free photo to bead pattern maker

Need more printable patterns? Visit <https://beadsnap.app/free-patterns.html>

Cat Face

Pattern 4 of 10 | Easy | About 35 minutes

Print this page, place beads on a square pegboard, then fuse with ironing paper.



Color list

Black: 21

Pink: 41


Made with BeadSnap - Free photo to bead pattern maker

Need more printable patterns? Visit <https://beadsnap.app/free-patterns.html>

Dog Paw

Pattern 5 of 10 | Very easy | About 20 minutes

Print this page, place beads on a square pegboard, then fuse with ironing paper.



Color list

Blue: 44

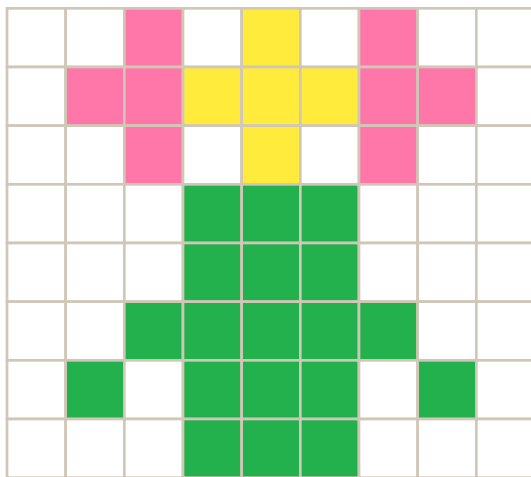
Made with BeadSnap - Free photo to bead pattern maker

Need more printable patterns? Visit <https://beadsnap.app/free-patterns.html>

Flower

Pattern 6 of 10 | Easy | About 25 minutes

Print this page, place beads on a square pegboard, then fuse with ironing paper.



Color list

Green: 19

Pink: 8

Yellow: 5

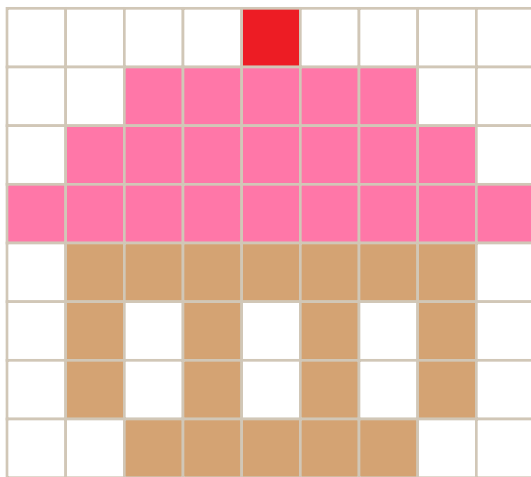
Made with BeadSnap - Free photo to bead pattern maker

Need more printable patterns? Visit <https://beadsnap.app/free-patterns.html>

Cupcake

Pattern 7 of 10 | Easy | About 35 minutes

Print this page, place beads on a square pegboard, then fuse with ironing paper.



Color list

Pink: 21

Red: 1

Tan: 20

White: 6

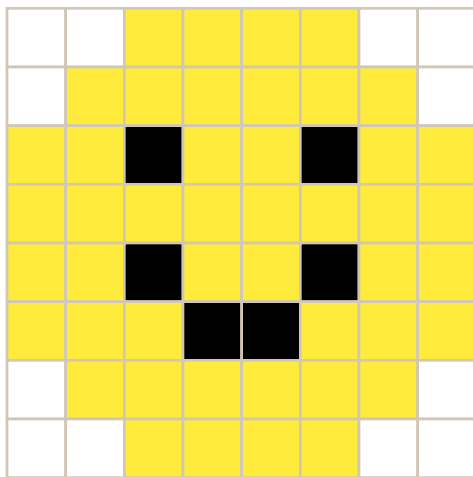
Made with BeadSnap - Free photo to bead pattern maker

Need more printable patterns? Visit <https://beadsnap.app/free-patterns.html>

Smiley Face

Pattern 8 of 10 | Very easy | About 20 minutes

Print this page, place beads on a square pegboard, then fuse with ironing paper.



Color list

Black: 6

Yellow: 46

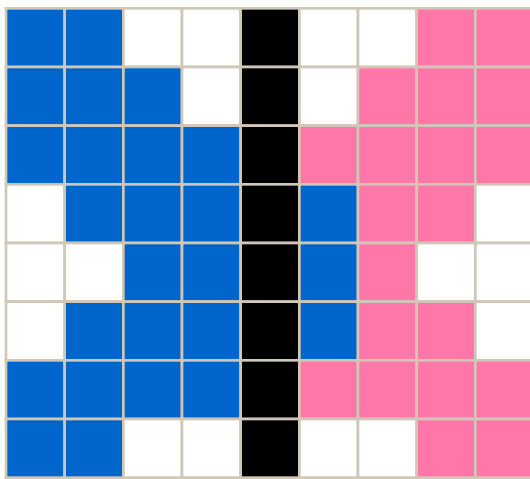
Made with BeadSnap - Free photo to bead pattern maker

Need more printable patterns? Visit <https://beadsnap.app/free-patterns.html>

Butterfly

Pattern 9 of 10 | Easy | About 35 minutes

Print this page, place beads on a square pegboard, then fuse with ironing paper.



Color list

Black: 8

Blue: 26

Pink: 20


Made with BeadSnap - Free photo to bead pattern maker

Need more printable patterns? Visit <https://beadsnap.app/free-patterns.html>

Mini House

Pattern 10 of 10 | Easy | About 30 minutes

Print this page, place beads on a square pegboard, then fuse with ironing paper.



Color list

Blue: 27

Red: 16

White: 9

Made with BeadSnap - Free photo to bead pattern maker

Need more printable patterns? Visit <https://beadsnap.app/free-patterns.html>